

FLAGGAN

To preserve, teach and celebrate Swedish heritage.

Summer 2021



Greeting from the Director

By Karin Moen Abercrombie p. 2-5

Curator's Corner

By Emily England p. 6-9

Museum Store

By Catherine Selen p. 10-14

Sustainable Sweden

By Anna Engström Patel p. 15-18

How I Came to Volunteer at the Swedish American Museum

By Kevin Williams p. 20-21

The Swedish-Speaking Finns

By Ted Johnson p. 22-23

Programs & Events

p. 24-26

Swedish Midsummer Recipes

p. 28-31

MISSION STATEMENT

Through its arts and educational programs and its permanent collection, the Swedish American Museum interprets the immigrant experience for children and adults and promotes an appreciation of contemporary Swedish-American culture.

FLAGGAN

is published quarterly by the Swedish American Museum
5211 N. Clark St.
Chicago, IL 60640
Phone 773.728.8111

Editors: KARIN MOEN ABERCROMBIE
KRISTIN MARIE BIVENS PH.D.
ANGELICA FARZANEH-FAR

Board of Directors Officers
Chair ELIZABETH PETERSON
Vice Chair KEVIN WILLIAMS
Treasurer ANNA ENGSTRÖM PATEL
Secretary GUNILLA GOULDING

Board of Directors
CAROLYN ARONSON
GÖRAN ARONSSON
JENNIFER DEBNER
ULLA-BRITT GERBER
JOHN KOLB
FRANK SCHNEIDER
JOY THORBJORNSEN-COATES
ANNE WEIDEMANIS MÄGI

Historic Consultant
DR. PHILIP ANDERSON

Museum Staff
Executive Director
KARIN MOEN ABERCROMBIE
Curator
EMILY ENGLAND
Communications Manager
ANGELICA FARZANEH-FAR
Member & Community Engagement Manager
CAROLINE GERBAULET-VANASSE
Store Manager
CATHERINE SELEN
Accountant
AFABLE CONSULTING

Board of Trustees
Chair - BENGT SJÖGREN
DR. GUNNAR ANDERSSON
LARS BRUNK
LARRY EKSTROM
ALBERT GOODMAN
GORDON GORANSON
ROBERT GRAMEN
RUSSELL HOLMQUIST
KERSTINE LANE
J. ROBERT LIND
JANET NELSON
NELS NELSON
WAYNE E. NELSON
KEN NORGAN
JOAN PAPADOPOULOS
PAUL RIMINGTON
TOM THORELLI
CLAES WARNANDER

Life Trustees
BIRGITTA BERGMAN
ULLA BRUNK
BO & ANITA HEDFORS
JON & JANE LIND

Dear members,

The anticipation of summer has been associated with June since most of us were children. Freezing during cool or even cold summer graduations because we had to wear our summer clothes, the warmth came from singing the traditional summer songs with school friends. This year, both the start of June and summer have special meanings.

Until recently, we have been spending our time at home or maybe split between work and home with an occasional trip to the grocery store. Using online ordering for food, dinners, clothes, and other household things have become part of our regular routines. However, this is slowly changing since many of us have been vaccinated and can start to visit with our family members and friends. On a personal note, I've enjoyed morning walks along the Lakefront without a mask and being able to really smell the fresh air. It's refreshing to be able to greet other walkers and runners with a "good morning" and see a smile in return.

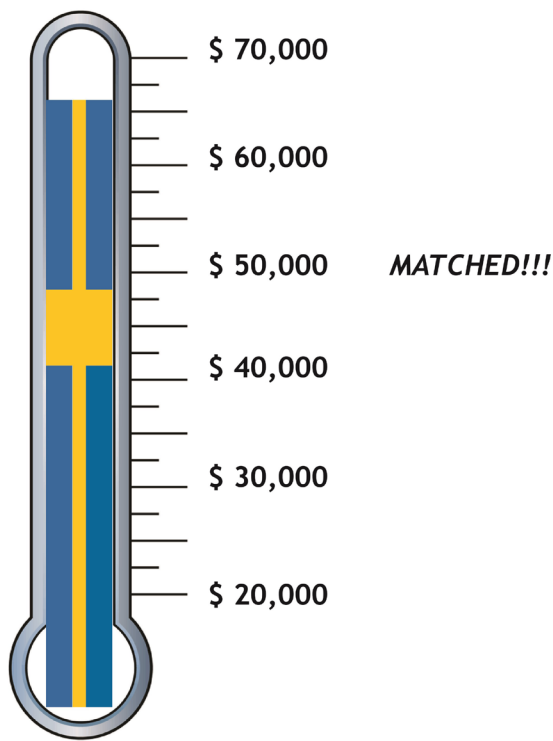
Here at the Swedish American Museum, we have been fortunate to see many of you—our members and visitors. You have supported us through renewing memberships, purchasing items from the Kerstin Andersson Museum Store, seeing our exhibits, and enjoying some of the weekly fresh baked goods. You have also continued your financial support with donations, and we are especially grateful for your support of the Museum's Welcome Back Campaign.

TACK! (THANK YOU!)

Bo and Anita Hedfors started the Welcome Back Campaign with their promise of matching the first \$50,000 with a dollar-for-dollar donation. You helped us

exceed our goal of \$50,000 in matching donations. And we are now approaching \$65,000. We are so proud that you all made it possible for us to continue our work and to be strong for all of us as we slowly are able to welcome more visitors and even plan some in-person events.

Welcome Back!



The building projects are ongoing, and we have been working on several areas at the Museum since the holiday season. Everything takes more time than expected, and we are happy that we have made progress with the openings and the courtyard. The new retail space is being prepared so that we can move the Museum Store to the 5217 N. Clark retail space in the late summer or the early fall. The second step of that

process is to redo the current Museum Store space into a café. Thanks to the help of the Museum Board, committee members, and our contractor, we hope to have the space transformed in time for the holiday season.

One space that is ready is the Museum's courtyard. There was a lot of work required to get the courtyard ready. And thanks to planting trees and flowers, it's turned into a warm and welcoming space. Although we still have more work to do, we hope you will like what we have created. To enjoy the space, starting June 6, we begin pop-up café service, Fridays-Sundays. Some days, there will be cookies available; and



other days, we will have *kanelbullar* (cinnamon rolls), *kardemumma bröd* (cardamom bread), or a surprise. It is a new and exciting adventure that we will experience together.

There are more plans for the courtyard, and all of you can participate in our project to install pavers. We will offer pavers to purchase and to be engraved with a name or place, and they should be installed by next summer.

Since many of us travel, we usually cut back on programs during the summer. We will do the same this year. Yet, some

programs will stay online for the fall and other programs will be in person. We will keep you updated and informed about Museum programming.

In addition to welcoming everyone back to the Museum in person, the Museum will celebrate 45 years and the Brunk Children's Museum of Immigration 20 years in 2021. You are all welcome to join us during the weekend of Sept. 17-19, 2021 for the Celebration Weekend. There will be several events throughout the weekend and more details will come soon.



Enjoy the summer, and stay safe. We hope that you will come for a cup of coffee and a treat in our new courtyard.

Trevlig sommar (pleasant summer),

Karin M. Abercrombie



SUMMER CAMP

The Museum is offering two weeks of summer camp in July!

More information on page 27

Curator's Corner

By Emily England



In this Curator's Corner, I feature the first of a multi-part series on demystifying the life and uses of a museum artifact. We will cover topics such as what is a museum artifact, the process of adding objects to a museum's permanent collection, and what happens to an artifact after it joins a museum collection.

What is a museum artifact and what is the role of a museum collection? Museum artifacts can take almost any form. Most people think of artifacts as being old objects, but they don't have to be old. In fact, they don't even have to be physical or material objects (for example, think of Conceptual Art or


today's born-digital files). We often associate age with importance; however, just because something is old does not automatically make it worthy of preservation, especially taking the cost of preservation into consideration. Preserving anything in perpetuity is an expensive endeavor. For instance, even the donation of just one photograph probably costs the average small museum a minimum of \$25-50 in time and materials to add the photograph to its collection. Even proposed donations (that are not accepted) for the collection still cost staff and volunteer time as they evaluate and consider the proposed donation's fit for the collection.

With space, time, and budget constraints, how do museums choose? Museums, like most non-profits, are mission-driven institutions, and this orientation drives their collecting habits. Almost no museum is picky about what goes into their collection in their early days. After all, a museum without objects is a very odd museum indeed! (Museums without objects or collections do exist, but they are rare!) Like a child or teenager, they may still be figuring out exactly who they are as a fully-fledged organization. And like youths, organizations evolve and change their missions or focus over time. As their physical storage space fills up, this is often a good time to reassess and refine their collecting principles and existing collections to make sure these still align with their mission.



Think about your favorite museum artifact. What makes it your favorite? Mine are Vincent van Gogh's "Starry Night" painting and the Space Shuttle Discovery. They are my favorites because of what they represent, yet also

because of their roles in life, history, and the human experience. After all, the purpose of a museum artifact is supporting its holding institution's mission in a material manner through the object's interpretation.



Freeman Tilden

Interpretation is more than didactic telling of information though; interpretation uses information to connect people to stories, objects, and ideas. Freeman Tilden, the "grandfather" of modern museum interpretation, once described interpretation as revelation based upon information. Interpretation gives information meaning and relevance, and to do so, one must relate to the audience. Therefore, the more details we know about a specific artifact, the more useful it becomes to a museum and future generations.

Think of an artifact as half object and half story. What story, or better yet stories, does that object tell? Most objects tell many more stories than one might originally think. For example, a

collection of family photos clearly tells the story of that family's history, yet they can also support the telling of the history of photography, fashion design, cultural shifts (for example, Victorians' post-mortem photography versus today's engagement photoshoots), larger historical events affecting the family, and more. Another example could be any shirt in a department store today, which can speak to so many stories as well. For instance, today's fashion and culture, the rise of fast fashion, consumerism and consumption, economic and cultural globalization, the effects of all these things on global laborers, network analysis, the history of manufacturing and mass production, the use of natural or synthetic materials in the real world, the story of the person/people who buy and use the shirt, and plenty more!

Ultimately, the best museum artifacts have compelling, well-documented stories that clearly support their holding institution's mission. Museums are in the business of storytelling, and the artifacts or objects on display are like the illustrations in a storybook. For example, it probably wouldn't make sense to have an illustration of a Moomin troll in the book *The Little Mermaid*. Even though both are Nordic, they are different within that realm. Similarly, if a museum focuses on Nordic fairy tales, both tales probably fit into its collection. But if that museum only focuses on Danish fairy tales,

then the Moomins don't fit. Similarly, museums need to be thoughtful about what supports their mission and what does not when considering adding objects to their collections.

Lastly, not only should an artifact's story support its museum's mission, it should also add something new to the stories already preserved in the museum's collection. The hypothetical Nordic fairy tale museum above wouldn't need a copy of every single *Little Mermaid* story ever published unless its mission was specifically to collect and preserve every single copy of every single Nordic fairy tale ever. At some point, adding more copies of the *Little Mermaid* becomes redundant and distracts institutional resources that could be



Here is an example of an artifact from our collection, a hair art necklace (2017.25.1), with a supporting photograph (2017.25.2).

better utilized by diversifying the collection with other Nordic fairy tales. If an institution wants to collect every copy of every Little Mermaid story ever published, then that institution would probably be a Little Mermaid museum, not a Nordic fairy tale museum.

As such, the donation and acquisition process plays an important role in the collection and documentation of supplementary information to fully contextualize the object as a potential museum artifact. The donation process at most museums is necessarily long (sometimes taking multiple years) because it asks questions that draw out details and stories about the object to

maximize its future usefulness. The process should also ideally identify all relevant rights holders and use permissions, such as copyright, that may affect the museum's ability to use the object as an artifact. Through this process, a museum might find out more than if someone's grandmother wore a particular folk costume. For example, a museum might learn that "Person C's grandmother, named A, was born on this date in this place and did these things in life, had person C's parent B in this year, got this folk costume at this particular place because of this particular reason and wore this folk costume during these specific occasions for these particular reasons and the costume did XYZ things in shaping this family's cultural identity."

Thus, oversharing on the proposed donation form is more useful than not! A more detailed description provides information that can help a museum and future researchers interpret the costume in more ways beyond the costume's existence. The detailed description gives meaning to the object's existence, as well as supporting information that helps situate the costume within larger historical and social contexts.

In the next part of this series demystifying the life and uses of a museum artifact, you'll learn about the process of donating and adding an object to a museum's collection.



This photograph adds to the future story-telling of the necklace by showing it in use by its original owner.

Museum Store

By Catherine Selen

“Många bäckar små blir till en stor å.”
(Many small streams make a great river.)

Sweden is known for their forward-thinking efforts to move towards a carbon-free society. Sweden was the first country in the world to pass an Environmental Protection Act in 1967, and since then, Sweden has made enormous strides towards reducing greenhouse gas emissions. From using “waste-to-energy” power plants to safely burn trash instead of coal or oil for energy to making public transportation greener by converting to electric buses, they remain a leader in the global effort to combat climate change.

Although the United States is now starting to make some larger-scale policy changes that will get us moving towards a carbon-neutral future, we must all do our best to use our voices and our actions to keep our country in the green! At the Swedish American Museum, we take many small steps to reduce our environmental impact as an organization. For instance, we recycle as much packaging as we can by reusing boxes from shipments to the Kerstin Andersson Museum Store, we employ green cleaning products and biodegradable supplies, and we regularly

pick up litter around Andersonville. Many of us on staff keep gardens at home, and we collect compost to give food waste back to the Earth.

Embrace your inner Swede and do what you can to make a difference with these sustainable favorites available in the Museum Store.

For the Home: Swedish Dishcloths

Originally invented in 1949 by a Swedish engineer, Swedish dishcloths have become a staple in every Scandinavian kitchen. Made from biodegradable cellulose and cotton, these are a perfect substitute for wasteful paper products. These dishcloths are super versatile and can be used to clean your car, wash the dishes, or wash yourself!





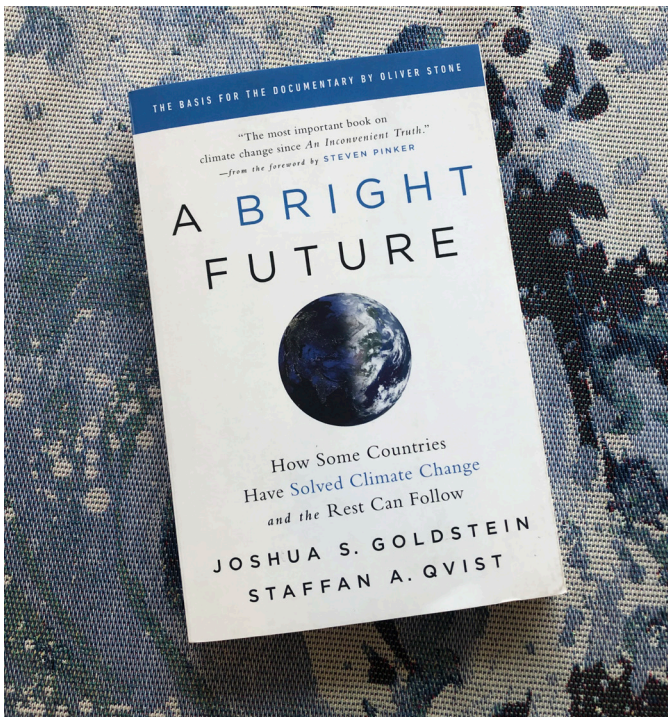
Kolsvart: Gummies for Good

With more and more brands going green, it is becoming easier to find products with a purpose. Kolsvart was founded in Malmö with a mission to produce the best licorice with the best ingredients. They operate under the principle of using only ingredients they can get behind and giving back to the environment in which they live. Most of their products are vegan. Each sale of their delicious collection of Gummy Fish gives a contribution to support the restoration of natural fish habitats in Sweden and raise awareness about water environments. With over-fishing and pollution threatening the health of our oceans, it is great to find a brand aiming to make a difference!

Ninni Inc.: Zero-Waste Shampoo and Conditioner

In collaboration with Zefiro, our Swedish-American beauty formulator from Katarina Stetz, Ninni Inc. has created a line of zero-waste bar shampoos and conditioners. These are a smart and simple solution for reducing the waste you are sending to landfills! Stetz, the Chicago-based Swedish cosmetic formulator, said this about these new zero-waste products: “I’m very excited about this collaboration. 30% of our landfills comes from beauty and personal care products. It’s clear we need to act- fast. I’m amazed that we haven’t thought about this way of creating haircare before. They work like regular products, just solid so no need [for] a plastic bottle.”





Read all about it! Books about the Environment

A Bright Future by Joshua S. Goldstein and Staffan A. Qvist

“*A Bright Future* lays out the only viable path that has been proposed for rapid global decarbonization.”

—James Hansen, climate scientist, former head of NASA’s Goddard Institute

About *A Bright Future* from the publisher:

As climate change nears potentially disastrous tipping points, a solution is hiding in plain sight. Several countries have successfully replaced fossil fuels with low-carbon energy sources by combining renewable energy with a quick buildout of nuclear power. By following their example, the world could dramatically cut fossil fuel use by midcentury, even as energy

consumption continues to rise.

Joshua Goldstein and Staffan Qvist explain how clean energy rapidly replaced fossil fuels in such places as Sweden, France, and Ontario, while enhancing both prosperity and the natural environment.

Engagingly written, yet backed by deep research, this book will encourage a fresh look at the assumptions that have long shaped the climate change debate. The stakes are extraordinarily high and the deadline for action is near. This clear and compelling book could spark the transformation in energy policy that the world needs.

For the Budding Environmentalist: **Greta Thunberg Books**

“Humans are very adaptable: We can still fix this. But the opportunity to do so will not last for long. We must start today. We have no more excuses”

—Greta Thunberg

We Are All Greta by Valentina Giannella and Illustrated by Manuela Marazzi

About *We Are All Greta* from the publisher:

Follow in the footsteps of the Swedish teenage activist and Nobel Peace Prize candidate in *We Are All Greta* and join the global mission to save our planet from climate change.

Greta Thunberg, author of *No One is too Small to Make a Difference*, has directed the attention of adults and her peers

alike to issues crucial to the future of the planet, and the heads of even the youngest children have been filled with questions.

Global warming, the greenhouse effect, fossil fuels – what do they all mean? What are biodiversity and sustainable development? Who is studying the changes that are taking place here on Earth? Which sources are reliable? What action can I take?

We Are All Greta sets out the basic ideas required to understand climate change, explained in a scientific and accessible way and drawn from the most authoritative sources. It is for young people, for parents, for grandparents and anyone having to answer direct and urgent questions about what must be done to protect our world.”



Greta's Story by Valentina Camerini, Translated by Moreno Giovannoni, and Illustrated by Veronica Carratello

About *Greta's Story* from the publisher: Ever since she learned about climate change, Greta Thunberg couldn't understand why politicians weren't treating it as an emergency. In August 2018, temperatures in Sweden reached record highs, fires raged across the country, and fifteen-year-old Greta decided to stop waiting for political leaders to take action. Instead of going to school on Friday, she made a sign and went on strike in front of Stockholm's parliament building.



Greta's solo protest grew into the global Fridays for Future—or School Strike 4 Climate—movement, which millions have now joined. She has spoken at multiple international climate summits, was nominated for the Nobel Peace Prize, and was chosen as Time's 2019 Person of the Year. This timely, unofficial biography is her story, but also that of many others around the world willing to fight against the indifference of the powerful for a better future.

Little People Big Dreams: Greta Thunberg by Maria Isabel Sanchez Vegara and Illustrated by Anke Weckmann

About Little People Big Dreams: Greta Thunberg from the publisher :

Meet Greta Thunberg, the environmental activist.

When young Greta learned of the climate crisis, she stopped talking. She couldn't understand why people in power were not doing anything to save our Earth. One day she started protesting outside the Swedish Parliament, creating the "School Strike for Climate." Soon, lots more young people joined her in a global movement that shook adults and politicians alike. She had found her voice and uses it to inspire humans to action with her powerful message: 'No one is too small to make a difference.' This inspiring book features stylish and quirky illustrations and extra facts at the back, including a biographical timeline with historical photos and a detailed profile of the climate activist's life."



Sustainable Sweden

By Anna Engström Patel

I am a Swede at heart, but a Chicagoan by choice, and I have lived in Chicago since 2009. I love how friendly, inclusive, and resilient this city is, but there is something that my Swedish heart is missing.



Growing up in Sweden, home to *allemansrätten* (the freedom to roam or the right of public access to the wilderness) and the Keep Sweden Tidy campaign (www.hsr.se/keep-sweden-tidy-foundation), it is ingrained in my mind to not litter and to constantly think about how to recycle household trash. I find it upsetting and offensive to see litter in our parks and along the roads in our otherwise beautiful city, and I am constantly confused as to how to recycle end of life products in my new hometown, Chicago.

In Sweden, there are a few things that makes life for consumers easier, such as extended producer responsibility (www.swedishepa.se/Environmental-objectives-and-cooperation/

Swedish-environmental-work/Work-areas/Waste/Extended-Producers-Responsibility/) and municipal waste management's industrial recycling process. For example, the extended producer responsibility is an instrument for the government to steer the life cycle responsibility from the consumer to the producer. The goal is to push the producers to develop products that are more resource efficient, less harmful to the environment and easy to recycle.

Not all products are covered; however, many are covered and for the consumer, this provide a better understanding and easier recycling process. Examples of covered products are batteries, medicine, packaging, electronic products (including light bulbs), cars, tires, paper, and radioactive products. A producer has to own the product life cycle from the start of the production to how it is either recycled, reused, or repurposed. The extended producer responsibility of the product life cycle makes it easy for the consumer to make the right choices when buying and disposing of a product.

This extended producer responsibility makes it easy for members of a Swedish household to be expert sorters and recyclers. For instance, if you pull out

a garbage bin in a Swedish kitchen, instead of one enormous wastebin, you will find five or six smaller ones to sort recyclables. One brown paper bag for the compostable food waste, one for plastic, one for metal, one for paper, one for what cannot be recycled, and, of course, one for batteries and medicines that are sorted separately.

Other recycling examples are a jar with jam that could provide instructions to sort the glass jar as clear glass and the lid as metal or a yoghurt container that could instruct to sort the container and lid as plastic and the safety seal as metal.



Simon Paulin / imagebank.sweden.se

All product packages come with clear instructions about how to sort and recycle the packaging. Take a milk carton as an example. On a milk carton, you can clearly see the instructions that the *kork* or cap is sorted as plastic and the carton, including the “plastic” top, is sorted as paper. Through the industrial recycling process, the plastic elements of the carton can easily be separated from the paper using water.

Once per week, a Swedish household might bring their sorted paper, plastic, metal, clear and color glass, or batteries to the municipal recycling station, which is conveniently located in a village center. (Depending on a community’s size, there are often several municipal recycling stations and some even offer mobile sites, as well. The key is that these municipal recycling stations are easy to locate.)



The compost bag can either be placed in your own compost bin or it can be picked up by the municipal waste management company with the landfill (the items that cannot be recycled) and the newspaper waste. Both aluminum cans and PET (polyethylene terephthalate) bottles can be brought back to the store and their deposit reimbursed to the consumer. Also, pharmacies have to accept expired or no longer needed medications, and they are responsible for returning these medications back to the manufacturers. Larger items and industrial household waste are brought to the waste management company's central recycling center, and depending on geography, several municipalities might share one site.



Even Swedish companies with products that are not covered by the extended producer responsibility are catching on and realizing that this is what consumers want. For example, Swedish clothing retailer H&M allows their customers to bring in fabric or old clothes for recycling. In return, customers receive a 15 percent coupon. The fabric is recycled and used to produce new clothing items to be sold in the store. H&M also recently announced that they will be adding clothing rentals to their line of products.

So how is Sweden doing with recycling? The Swedish government has set up recycling goals, and Sweden is on its way to meeting those goals, but there is still a lot of work that can be done. For instance, consumers in Sweden are very good at recycling glass, paper, and plastic (there are no statistics available for metal), but more aluminum cans and PET bottles need to be returned to grocery stores. Currently, only 84 percent of aluminum cans and PET bottles are returned to stores, and the Swedish government's goal is 90 percent. A partial explanation to this is that it is popular for our neighbors in Norway to shop these bulk items in Sweden, but they would recycle the PET and can in Norway instead.



Melker Dahlstrand/imagebank.sweden.se

Sweden is still in the midst of a recycling revolution. As consumers are incentivized to reduce landfill waste by being charged by weight, waste management companies are looking at color-coded solutions for a simple one-stop waste management solution. Consumers are demanding resource-efficient, completely recyclable packaging. And I challenge you to find a Swedish company that does not have a sustainability strategy in place today.

In 2018, the new word *plogging* was created. It means picking up trash from the ground while jogging or exercising. To honor the Keep Sweden Tidy mentality, do something good for our Andersonville neighborhood, and celebrate the Swedish American Museum's 45-year and the Brunk Children's Museum of Immigration's 20-year anniversaries, on Sept. 18, 2021, the Museum and Team Sweden are hosting a plogging event. So, save the date and be ready to do some good!

The Museum courtyard cafe is open!

Friday - Sunday
11 a.m. - 3 p.m.

through the summer.
Make sure to check the website
for exact dates.



Swedish American Museum
turns 45



*Brunk Children's Museum of
Immigration*

turns 20

Come celebrate together the weekend of

September 17-19, 2021

How I came to volunteer at the Swedish American Museum

By Kevin Williams

A 140-year old mystery led me to the Swedish American Museum. My Swedish ancestors arrived in the United States in 1881 and quickly assimilated into American culture, leaving very few hints of their Swedishness. I grew up with virtually no knowledge of my Swedish roots. Why did they leave Sweden? Why did they change their name? What customs did they leave behind? I love all types of mysteries, but one involving my own family lured me to the Museum to find answers. And since I was looking to volunteer somewhere, too, this was a perfect fit.

I have now volunteered at the Museum for seven years. I'm typically at the front desk about three days a month. I enjoy welcoming visitors from not only the Andersonville neighborhood and the greater Chicagoland area, but also people coming from around the world. I especially like talking with the visitors coming from Sweden who often share where they're from in Sweden and talk about their impressions of Chicago, the United States and the Museum. It's also great to greet the many Museum members who stop by.

Besides the front desk, I love volunteering at some of the many events offered by the Museum. I've had so much fun and learned so much about Swedish culture at events like *Midsommarfest*, Lucia, Got *Glögg?*, and the herring breakfasts.

One of the best features about volunteering at the Museum is having the ability to pick your own hours. Sometimes help is needed on a "whenever you can come in" basis to do chores like mailings or decorating for *Jul* or Christmas, installing a new exhibit or cleaning the new courtyard. I appreciate the flexibility.

Since I started volunteering, I began getting involved with some of the committees such as the Gala committee, facilities committee, and the Museum Board of Directors (where I currently serve as vice president).

Being at the Museum has helped me solve some of my family's mysteries. Much of that is due to the fantastic Genealogy Center at the Museum. I've learned lots about immigration in general, too.



*Kevin Williams
and
Frank Schneider
at the Aspire! Gala 2019*

We can always use more volunteers. The Museum is a wonderful place for anyone looking to help others, be around friendly people, learn more about other cultures, enjoy the great Andersonville neighborhood, or have fun at some unique events. You choose your own schedule and come in often or rarely—whatever time you can give is greatly appreciated.

I've also picked up some of the Swedish language such as *pepparkakor* (gingersnaps), *semlor* (Lenten bun eaten on Fat Tuesday), and *kardemummabullar* (cardamom buns). Yes, I like sweets. I can now also respond when a Swedish visitor asks: “*Pratar du svenska?*” (do you speak Swedish?) I respond, “*nej*” (no). Pretty impressive Swedish speaking skills, right?

The Swedish-Speaking Finns

By Ted Johnson

They speak Swedish. They have lived in Finland for over 800 years. If Sweden and Finland played each other in a hockey match, they would definitely cheer for Finland. Are they Swedes? Are they Finns? Are they a completely different nationality?

It is unclear when Swedes first arrived in Finland to stay, but most agree that their permanent presence probably began around the 1100s when Swedish-Catholic missionaries were sent to Finland by the Pope to convert the Finns to Christianity. As a result of this evangelization campaign, Finland became part of Sweden and remained under Swedish rule for almost 700 years until 1809 when Sweden ceded Finland to Russia. Under Swedish rule, Swedes held most of the government and church positions. Swedish was the language of “prestige.” However, under Russian rule, Finnish nationalism grew. In 1863, Finnish became Finland’s national language along with Swedish. According to its constitution, Finland remains a bilingual country. This means that the Swedish minority in Finland has a constitutional right to speak with government authorities in the mother tongue.

Today, the number of Finnish citizens who identify as Swedish-speaking remains stable at 5.2 percent of the population. This is considerably lower than what it was at its peak in the early 1800s when Swedish-speakers made up 15 percent of the country’s population.

Many Swede-Finns joined other Northern Europeans in immigrating to the United States in the late 1800s and early 1900s. When they arrived in the United States, many identified themselves as Swedes to the Americans and even to their own children born in this new country. This “misidentification” presents numerous challenges and surprises for later generations who decide to do family genealogy research.

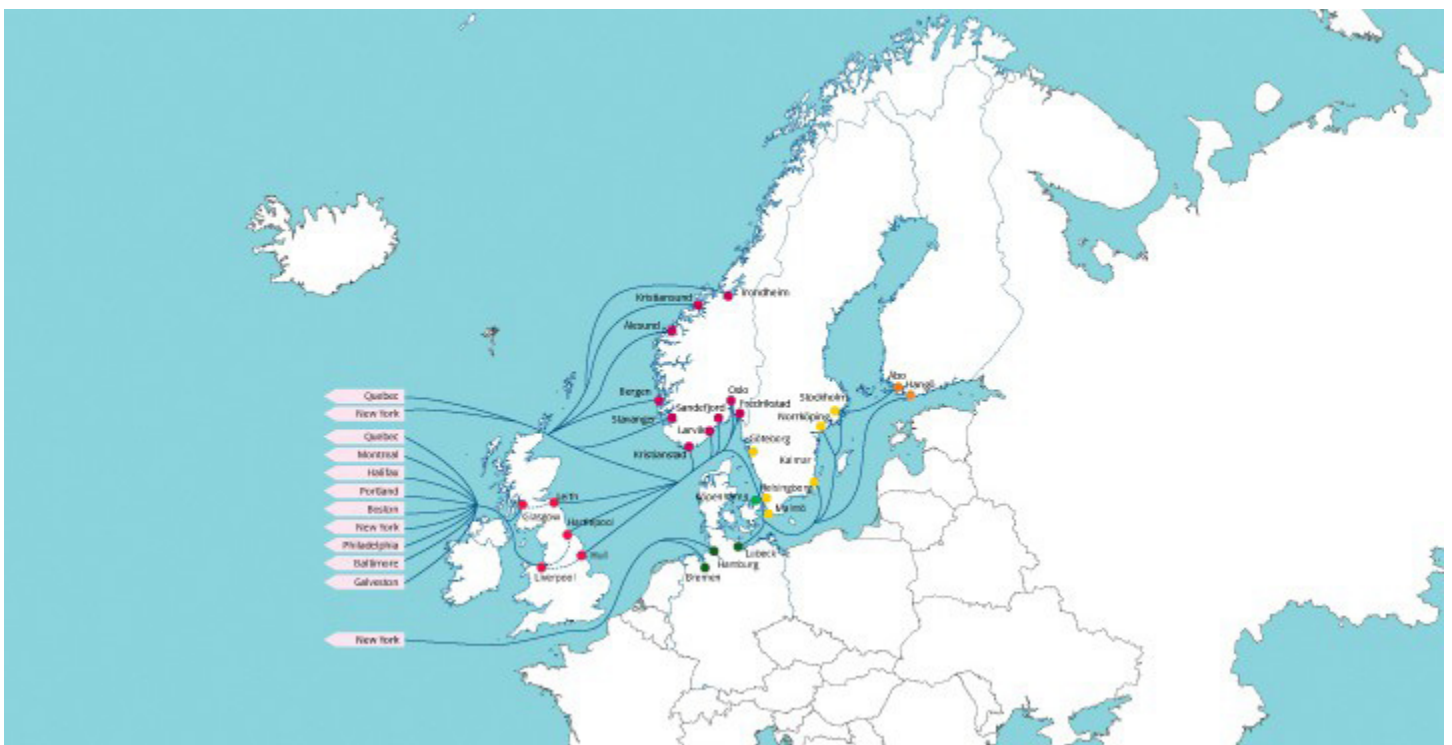
Upon arriving in the United States, the Swede-Finns did what other ethnic groups did and formed fraternal organizations where they could socialize with others from “back home.” For example, the International Order of Runeberg or IOR was founded in Waukegan, Illinois in 1920. The IOR had lodges all over the United States and Canada but today only seven remain. The last IOR Lodge in Chicago (#16) disbanded in 1983.

On April 24, 2021, the Swedish American Museum's Genealogical Center invited Kim Jacobs, the director of the Swede Finn Historical Society in Seattle, Washington, to speak at the monthly Genealogy Center presentation. Kim provided those in attendance with some general information about who the Swede-Finns are and offered some tips on how one can determine if one's ancestor is indeed a Swede from Sweden or a Swedish-speaking Finn.

If you suspect that some of your ancestors might be Swedish speakers from Finland, you can join the Swedish Finn Historical Society (swedishfinnhistoricalsociety.org) or SFHS. Joining provides access to their genealogy database that can greatly assist in research.

The SFSH will soon offer a genealogy series called "Virtual Parish Coffee Hour." Each session of the series will feature a different Swedish-speaking parish in Finland. You can have coffee (or a cocktail – depending on your time zone) with a representative from the parish. The representative will give a short informative lecture about the parish and then open up for questions. The first session has not yet been scheduled, but it will be soon. The Coffee Hour is free to SFHS members.

The SFSH would love to have any records remaining from the IOR so that they can be preserved in the archives in Seattle. If you have any IOR information, please contact Kim Jacobs (kim@swedishfinnhistoricalsociety.org).



Program and Events

Recurring Events are mostly ONLINE
All recurring events are free for all.

SCANDINAVIAN JAM

Sunday, 1:30 p.m. – 3:30 p.m.

June 20

July 4 & 18

Aug. 1 & 15

Scandinavian Jam, where we practice what we teach. Join Mary Allsopp and Paul Tyler online on the first and third Sunday of every month.

Enjoy an afternoon of traditional roots music. We teach by ear, review and share tunes. We are happy to take suggestions and love meeting new people. It's a friendly group and we have folks joining in from across the country. Contact Scandi.Fiddler@yahoo.com or PTyler@ameritech.net with any questions and to get a zoom code.

COURTYARD CAFE

On most Fridays - Sundays 11 a.m. - 3 p.m.

Make sure to check the website for exact dates. The Museum is welcoming its visitors to a summer cafe in the main gallery and courtyard. We will start small with coffee and cookies as we build up our baking inventory.



Make sure to check our website for the most up to date schedule of events at the Museum.

BOOK CLUB

Saturday, 1 p.m.

June 26 – The 100-Year-Old Man Who Climbed Out the Window and Disappeared by Jonas

Jonasson

July 31 – Willful disregard by Lena Andersson

Aug. 28 - The postcard killers by Liza Marklund and James Patterson

A different book by a Scandinavian or Scandinavian-American author will be picked every month. The book is for sale in the Museum Store.

SWEDISH MOVIES

Tuesday, June 29, 6 p.m.

Swedish Movies online is kind of like a book club. You watch the movie at home in your own time and then we get together via Zoom to discuss what we have watched. In June we are watching “Dancing Queens” on Netflix.

PRATA SVENSKA

Saturday, July 10, 11 a.m.

Would you like to practice speaking Swedish with others who are learning as well as a native speaker or two? We get together over Zoom so anyone is welcome no matter where you live.

Special Events

Special Events are mostly ONLINE
Reservations are required.

JUNE

MIDSOMMARFEST

Saturday, June 12 & Sunday, June 13

Noon, 1 p.m. & 2p.m.

Andersonville Midsommarfest has moved online but the Museum is offering an in person event. A traditional midsommar pole will be in the Museum parkinglot and we invite people to book a time to join us for some dancing.

COOKING CLASS

Wednesday, June 16, 6 p.m.

Join us online to learn how to make some Swedish staples. Two classes are offered per month with both classes teaching the same recipe so only sign up for one class per month. You can join in to watch, take notes and ask questions or cook along as you will get the recipe before the event. In June we are making Sandwich cake and Strawberry cake.

Classes are \$10 for members and \$15 for non-members.

DRINK & DRESS

Wednesday, June 23, 6 p.m.

The Swedish American Museum has been invited to take part in a program hosted by the Costume Society of America. Our curator Emily England and Museum member Linda Westergren-Muhr will talk about Swedish folk costumes and dress and show

some of our Museum collections. We will also learn more about Swedish Snapps.

FARMERS MARKET

Wednesday, June 23, 3 p.m. - 7 p.m.

The Museum will take part in the Andersonville farmers market again this year. This is a great opportunity to shop for store items in the late afternoon.

ANDERSONVILLE WALKING TOUR

Thursday, June 24, 1 p.m.

The Swedish American Museum will take you on a tour of Swedish Andersonville. Learn about the Swedish heritage of the neighborhood, and what Swedish things you can still find today. Cost is \$10 for members and \$15 for non members and includes entry to the Museum.


JULY

The Museum is closed July 4 & 5 for Independence Day.

MEET THE ARTISTS

Sunday, July 11, 2 p.m. - 6 p.m.

Join us in the main gallery to meet the five artists currently on display. Mingle with Lois Baron, Sharon Bladholm, Jean Cate, Vivian Morrison and Eva Nye. Masks are required.



SUMMER CAMP

Art around the world

July 12-16, 1 p.m. - 4 p.m.

Children ages 6-12 are welcome to join our 'travels' as we learn about some of the countries that Chicagoans have immigrated from. We will be creating works of art each day. There will also be special activities as we study Sweden, Mexico, Ireland, Ghana and China. We will spend time each day working on creating a paper mache' Dala Horse in honor of Sweden. Social distancing will be observed, and masks required. Cost is \$150 for the week for members and \$180 for non members.

SUMMER CAMP

Introduction to Drama

July 19 - 23, 9 a.m. - noon

Introduction to Drama camp is for children who are 5 and 6 years old. This would include kids who will be going into kindergarten in the fall and kids who have just completed kindergarten. The class is limited to 10 students. The camp is a fun introduction to theatre games and stories. Cost is \$150 for the week for members and \$180 for non-members.

EXHIBIT OPENING

Friday, July 23, 6 p.m.

Reality Check by Anna Davis is opening in the main Gallery. Join us for an exhibit opening in person.

ANDERSONVILLE WALKING TOUR

Thursday, July 29, 1 p.m.

The Swedish American Museum will take you on a tour of Swedish Andersonville.

Learn about the Swedish heritage of the neighborhood, and what Swedish things you can still find today. Cost is \$10 for members and \$15 for non members and includes entry to the Museum.

AUGUST

FARMERS MARKET

Wednesday, Aug. 11, 3 p.m. - 7 p.m.

The Museum will take part in the Andersonville farmers market again this year. This is a great opportunity to shop for store items in the late afternoon.

ANDERSONVILLE WALKING TOUR

Thursday, Aug. 26, 1 p.m.

The Swedish American Museum will take you on a tour of Swedish Andersonville. Learn about the Swedish heritage of the neighborhood, and what Swedish things you can still find today. Cost is \$10 for members and \$15 for non members and includes entry to the Museum.

KNITTING GROUP

Sunday, Aug. 29, 1 p.m.

Join us back at the Museum for an in person knitting group. All knitting levels are welcome. Share some of your favorite patterns and learn from each other. There will also be a chance to learn some specifically Swedish knitting patterns and techniques.

Kerstin Andersson Museum Store

Summer Catalog

Now available on the Museum website

www.SwedishAmericanMuseum.org/summer-catalog



Midsommar Recipes

The Swedish *Midsommar* table varies depending on region but a lot of the staples are the same. Here are some recipes so that you can enjoy your very own Swedish *Midsommar smörgåsbord*.



Nypotatis & Sill

The first potatoes of the year are harvested for the midsummer table. These are very small with skin so thin there is no need to peel them. These are boiled with fresh dill and served with *sill* (pickled herring). This is the main staple of the table and even if you can pickle your own herring, the Museum sells a number of different flavors.



HERRING SPECIAL!

Buy 2 jars, get 20% off

Buy 3, get 30% off

4 or more 40% off

No additional discounts

Västerbottenspaj (Cheese Quiche)

Another staple on the summer table is a quiche made with a strong cheese. The Museum Store sells *Präst* and *Präst XO* that can be used as substitution for *Västerbottens* cheese.

Ingredients:

1 stick cold butter
1 1/4 cups flour
1 tbsp water
150 g shredded cheese
3 eggs
3/4 cups heavy cream
pinch of ground black pepper and salt to taste

Instructions:

1. Turn on the oven at 435 degrees Fahrenheit. While you wait for the oven to heat up, blend the butter and flour in a food processor until it has the consistency of sand. Add the water to the mixture to help it form a dough.
2. Put the dough into a pie form and pre-bake in the oven for about 20 minutes. Let it cool down.
3. Add the shredded cheese to the cool pie crust. Mix the egg and cream with salt and pepper and pour it over the cheese.
4. Bake the quiche in the middle of the oven for about 20 minutes until the mixture has set. Let cool down a bit before serving.



Jordgubbstårta (Strawberry Cake)

Strawberry cake is the ultimate Swedish summer cake. Easy to make and because of the fresh cream it is filling and goes a long way.

Sponge base:

3 eggs

1 1/4 cup sugar

0.4 cup hot water

1 1/4 cup flour

1 1/2 tsp baking powder

Instructions:

1. Turn the oven on 350F. Butter a round spring pan.
2. Whisk egg and sugar until light and fluffy. About 5 minutes with an electric whisk. Add the hot water in very small amounts towards the end of the whisking. If you add it too fast you risk scrambling the eggs.
3. In a separate bowl mix together the flour and baking powder. Sift the flour and carefully fold it into the egg mixture.
4. Bake for about 40 minutes. Let the cake cool completely before cutting into three layers to fill.

Decorations:

2 cups Heavy whipping cream

Fresh strawberries

Optional:

Strawberry jam or frozen and thawed strawberries

Vanilla custard

When it comes to decorating the traditional Swedish strawberry cake, there are many ways to go about it. Some prefer to go with just cream and strawberries in which case you mix some of the strawberries (frozen or fresh) or jam with half the cream and use it for the two layers inside the cake. Others prefer custard in which case you use custard on one layer and strawberry jam on the other. This cake will have less cream since the only cream is the cream used on top. The cake is however always covered in whipped cream and fresh strawberries.



Laxtårta (Salmon Cake)


Sandwich cake is a favorite in Sweden and is often used at celebrations. This is a salmon version.

Ingredients:

500 g smoked salmon and/or gravlax
1 loaf dark Danish rye bread (or other bread)
3/4 cup mayonnaise
1 cup crème fraiche
4 packages of Philadelphia cream cheese
1/2 cup fresh chopped dill
1/2 cup fresh chopped chives
1 tbsp dijon mustard
1 lemon's juice

Instructions:

1. Create the filling by chopping half of the salmon and combining it with the mayonnaise, crème fraiche, 2 of the packages of cream cheese, dill, chives, mustard and lemon juice. Add salt and pepper to taste.
2. Cut the bread into thin slices. If you use ready-made toast then remove the crust. Place the bread slices next to each other to form the shape you want the cake to have.
3. Layer the bread with the filling until you run out of filling.
4. For decoration, whip the remaining two packages of cream cheese until it becomes fluffy and easy to spread. Decorate with cucumber slices, dill and the remaining salmon.



SWEDISH
AMERICAN
MUSEUM

5211 N. Clark St., Chicago IL 60640

773.728.8111

museum@samac.org

www.SwedishAmericanMuseum.org